



## TopLine XL di Hettich

Scorrimento ai massimi livelli

## TopLine XL from Hettich

The last word in sliding perfection

1

Finitura perfetta per il binario di scorrimento


Runner profile finished to perfection



2

Montaggio a scatto dei binari di scorrimento e di guida. Peso anta max. 100 kg

Clip on runner and guide profiles. Door weight up to 100 kg



3

Montaggio dell'ammortizzatore semplificato

Silent System installation made easy





To the TopLine video:  
<https://www.hettich.com/short/a3cedc>

4

Innovativa protezione per appoggio a terra




Innovative floor standing guard



5

Perfetta regolazione del sormonto



Perfect overlay adjustment



6

Semplice regolazione dell'altezza

Simple height adjustment



7

Chiusura delicata e comfort in entrambe le direzioni.  
Scorrimento morbido e silenzioso con pratica apertura

Gentle closing and easy movement in both directions  
Smooth and quiet running action with easy opening



SANTALUCIA MOBILI

Technik für Möbel

